



PIDG

TE Internal #: 696427-1

Splices, 22 – 16 AWG Wire Size, .3 – 1.42 mm² Wire Size, Standard, 509 – 3250 CMA Wire Size, Copper, Butt Splice Splice, Serrated, 8 Serration, PIDG

[View on TE.com >](#)

Terminals & Splices > Splices



Wire Size: .3 – 1.42 mm²

Sealable: **No**

Splice Features: **Standard**

Accepts Wire Insulation Diameter Range: 3.18 mm [.125 in]

Features

Product Type Features

Discrete Wire Type	Stranded
Barrel Style	Standard
Splice Accessory Type	Splice
Sealable	No
Splice Type	Butt Splice
Serrated	Yes
Compatible With Discrete Wire Type	Stranded
Wire Insulation Support Retention Type	Insulation Support

Configuration Features

Number of Serrations	8
Compatible With Wire & Cable Type	Discrete Wire

Body Features

Insulation Sleeve Material	PVF2
Insulation Type	Pre-Insulated
Insulation Support Sleeve Material	Copper



Plating Material	Tin
Stripe Color	Red
Insulation Material	PVF2
Splice Features	Standard
Primary Product Material	Copper

Contact Features

Contact Plating Material	Tin
Barrel Type	Closed

Termination Features

Termination Method	Crimp
--------------------	-------

Mechanical Attachment

Wire Insulation Support	With
-------------------------	------

Dimensions

Barrel Inside Diameter (Min)	3.28 mm[.129 in]
Wire Size	509 – 3250 CMA
Accepts Wire Insulation Diameter Range	3.18 mm[.125 in]
Overall Product Length	32.13 mm[1.265 in]

Usage Conditions

Insulation Option	Fully Insulated
Operating Temperature Range	150 °C[302 °F]

Operation/Application

Heavy Duty	No
------------	----

Industry Standards

Government Qualified Splice	No
-----------------------------	----

Packaging Features

Packaging Quantity	1000
Packaging Method	Loose Piece

Other

Military Category	No
-------------------	----

Product Compliance









[For compliance documentation, visit the product page on TE.com>](#)

EU RoHS Directive 2011/65/EU	Compliant
EU ELV Directive 2000/53/EC	Compliant
China RoHS 2 Directive MIIT Order No 32, 2016	No Restricted Materials Above Threshold
EU REACH Regulation (EC) No. 1907/2006	Current ECHA Candidate List: JUNE 2022 (224) Candidate List Declared Against: JUNE 2022 (224) Does not contain REACH SVHC
Halogen Content	Low Bromine/Chlorine - Br and Cl < 900 ppm per homogenous material. Also BFR /CFR/PVC Free
Solder Process Capability	Not applicable for solder process capability

Product Compliance Disclaimer

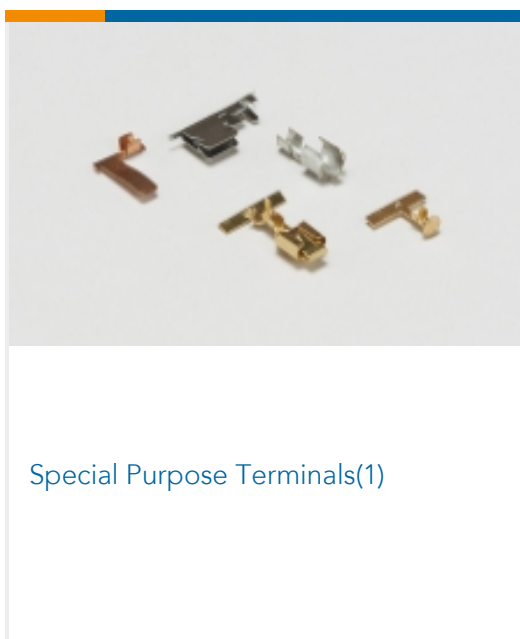
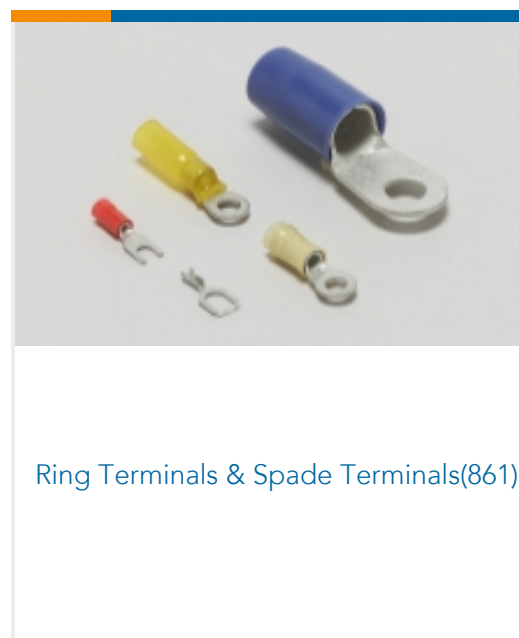
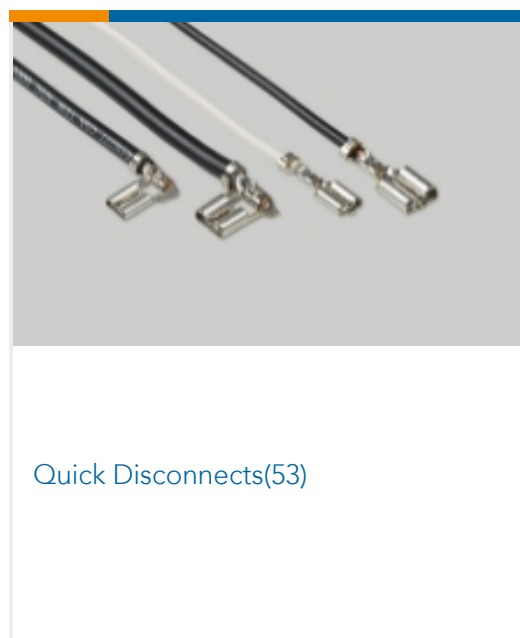

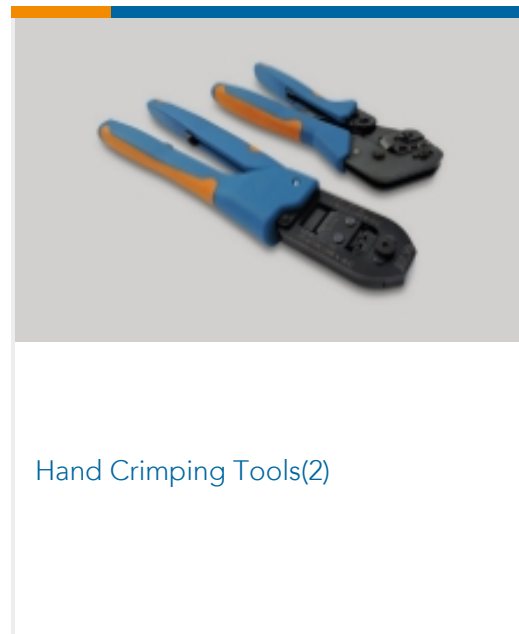
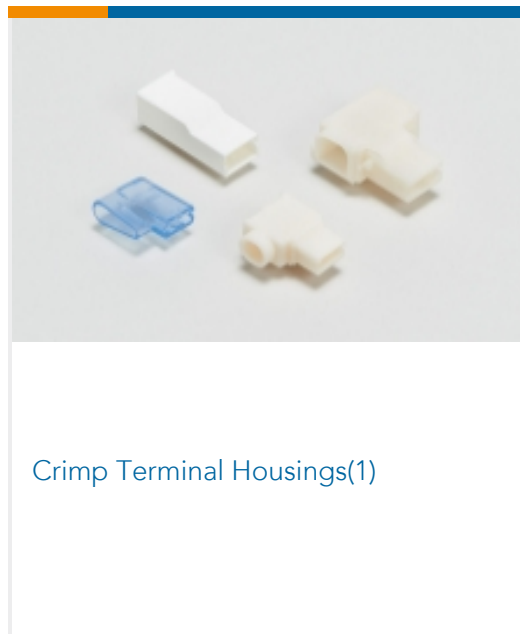

This information is provided based on reasonable inquiry of our suppliers and represents our current actual knowledge based on the information they provided. This information is subject to change. The part numbers that TE has identified as EU RoHS compliant have a maximum concentration of 0.1% by weight in homogenous materials for lead, hexavalent chromium, mercury, PBB, PBDE, DBP, BBP, DEHP, DIBP, and 0.01% for cadmium, or qualify for an exemption to these limits as defined in the Annexes of Directive 2011/65/EU (RoHS2). Finished electrical and electronic equipment products will be CE marked as required by Directive 2011/65/EU. Components may not be CE marked. Additionally, the part numbers that TE has identified as EU ELV compliant have a maximum concentration of 0.1% by weight in homogenous materials for lead, hexavalent chromium, and mercury, and 0.01% for cadmium, or qualify for an exemption to these limits as defined in the Annexes of Directive 2000/53/EC (ELV). Regarding the REACH Regulation, the information TE provides on SVHC in articles for this part number is based on the latest European Chemicals Agency (ECHA) 'Guidance on requirements for substances in articles' posted at this URL: <https://echa.europa.eu/guidance-documents/guidance-on-reach>

Compatible Parts

 <p>TE Part # 59824-1 TETRA-CRIMP PIDG PG FASTON 22-10 ASSY</p>	 <p>TE Part # 47386 DAHT PG PIDG 26-16 ASSY</p>	 <p>TE Part # 58433-3 PRO CR ASSY, RBY IS9252</p>	 <p>TE Part # 59250 T-HEAD PIDG 26-14 ASSY</p>
 <p>TE Part # 58423-1 DIE, RBY IS9252</p>	 <p>TE Part # 539691-2 ERGO DIE R.B.Y</p>	 <p>TE Part # 2063030-1 SDE DIESET, RBY, UL</p>	 <p>TE Part # 47806-2 DIES PIDG 22-16 DIE SET</p>



Also in the Series | PIDG



Documents



Product Drawings

SPLICE BUTT PVF2 PIDG 22-16

English

CAD Files

3D PDF

3D

Customer View Model

[ENG_CVM_CVM_696427-1_A.2d_dxf.zip](#)

English

Customer View Model

[ENG_CVM_CVM_696427-1_A.3d_igs.zip](#)

English

Customer View Model

[ENG_CVM_CVM_696427-1_A.3d_stp.zip](#)

English

By downloading the CAD file I accept and agree to the [Terms and Conditions](#) of use.

Datasheets & Catalog Pages

RADIATION_RESISTANT_PRE-INSULATED_TERMINALS_SPLICES

English

Product Specifications

Application Specification

English

Product Environmental Compliance

Product Compliance

English

Product Compliance

English